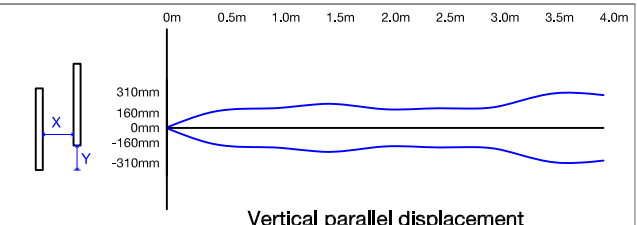
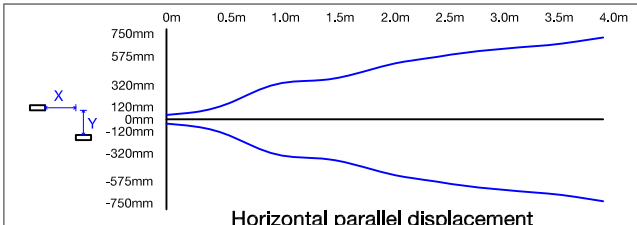
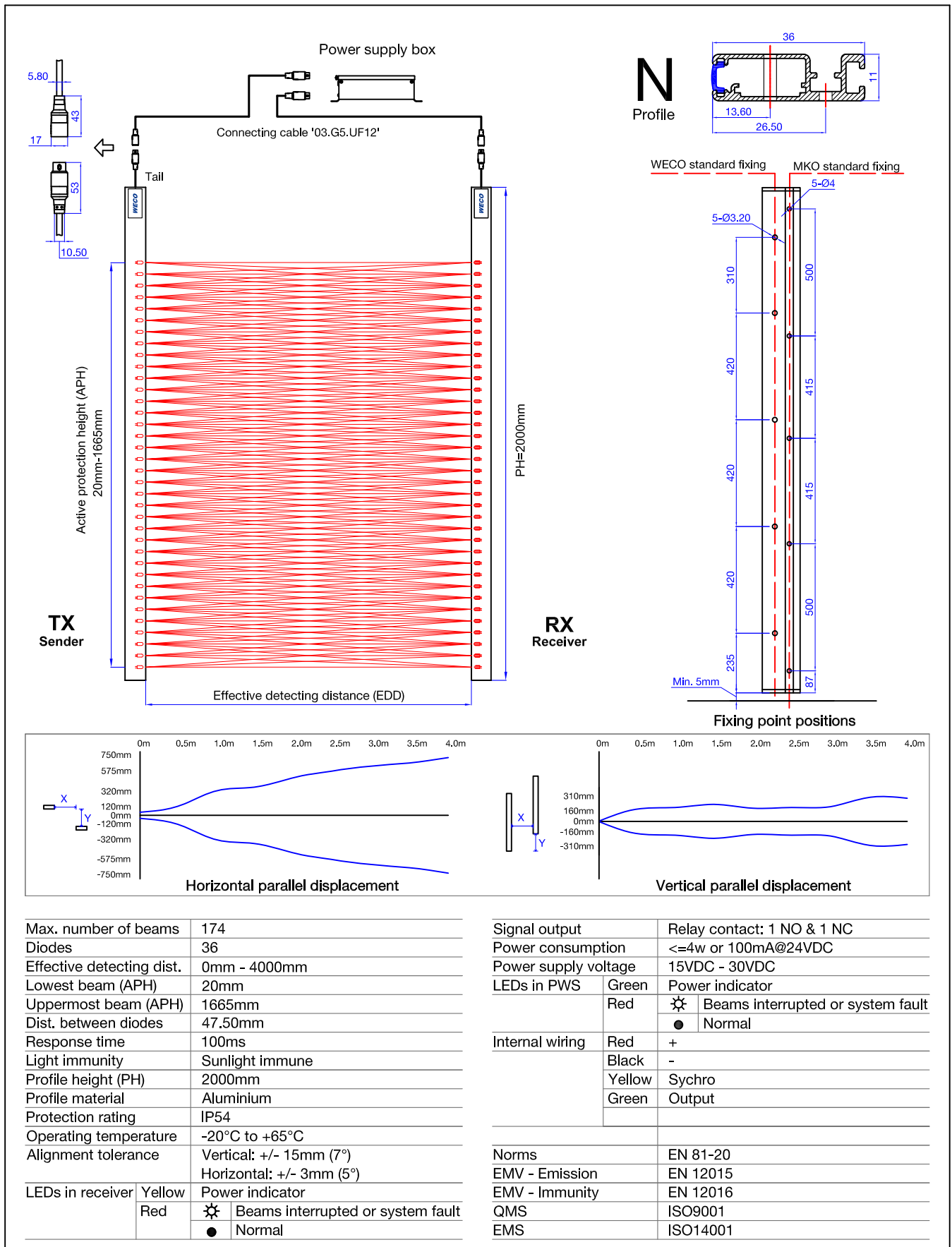


DATA SHEET

DOOR DETECTOR 03.G5.N174



Max. number of beams	174
Diodes	36
Effective detecting dist.	0mm - 4000mm
Lowest beam (APH)	20mm
Uppermost beam (APH)	1665mm
Dist. between diodes	47.50mm
Response time	100ms
Light immunity	Sunlight immune
Profile height (PH)	2000mm
Profile material	Aluminium
Protection rating	IP54
Operating temperature	-20°C to +65°C
Alignment tolerance	Vertical: +/- 15mm (7°) Horizontal: +/- 3mm (5°)
LEDs in receiver	Yellow Power indicator
	Red Beams interrupted or system fault
	Normal

Signal output	Relay contact: 1 NO & 1 NC
Power consumption	<=4w or 100mA@24VDC
Power supply voltage	15VDC - 30VDC
LEDs in PWS	Green Power indicator
	Red Beams interrupted or system fault
	Normal
Internal wiring	Red +
	Black -
	Yellow Sychro
	Green Output
Norms	EN 81-20
EMV - Emission	EN 12015
EMV - Immunity	EN 12016
QMS	ISO9001
EMS	ISO14001